



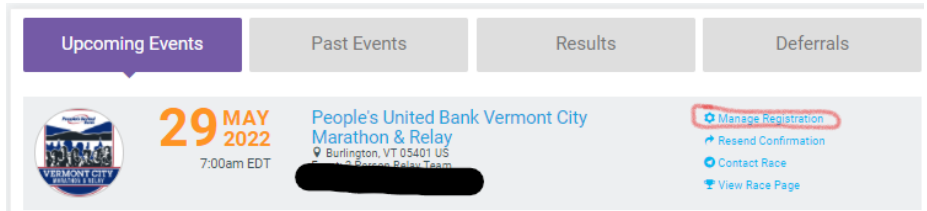
DEFERRED TO 2022? HERE'S HOW TO BUILD YOUR RELAY TEAM.

*** RELAY TEAM INFO DOES NOT TRANSFER BETWEEN YEARS.
TEAM CAPTAIN ACTION IS REQUIRED TO COMPLETE!**

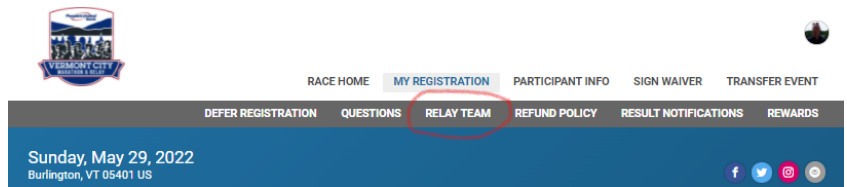
1. Log onto your RunSignUp account here:

runsignup.com/profile

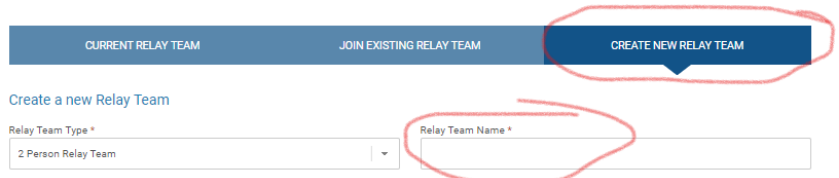
2. Go to the "Upcoming Events" tab and click "Manage Registration"



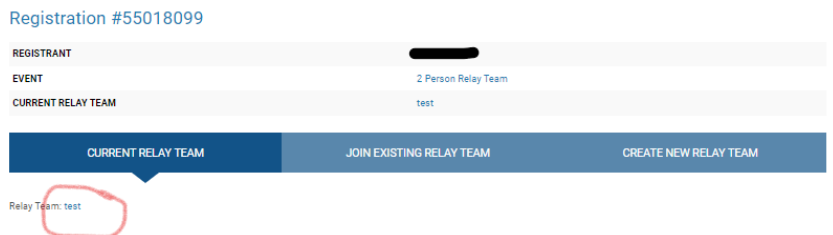
3. From there, click "Relay Team" toward the top of the page.



4. Then click "Create New Relay Team" and enter new name.



5. You'll then be directed back to your registration page. Click on your team name in blue.



6. On your team page you'll see a "Join & Share" section.

7. Click "Copy Share Link" and send it to your teammates!

